

# PL3112CAM

PORTAVALIGIE LATERALE SPECIFICO - SPECIFIC TUBULAR SIDE-CASE HOLDER - PORTE-VALISES LATÉRAUX SPÉCIFIQUE  
SPEZIFISCHES STAHLROHR-SEITENTRAEGER - PORTA MALETAS LATERALES ESPECÍFICO - TRONCO LADO ESPECÍFICO

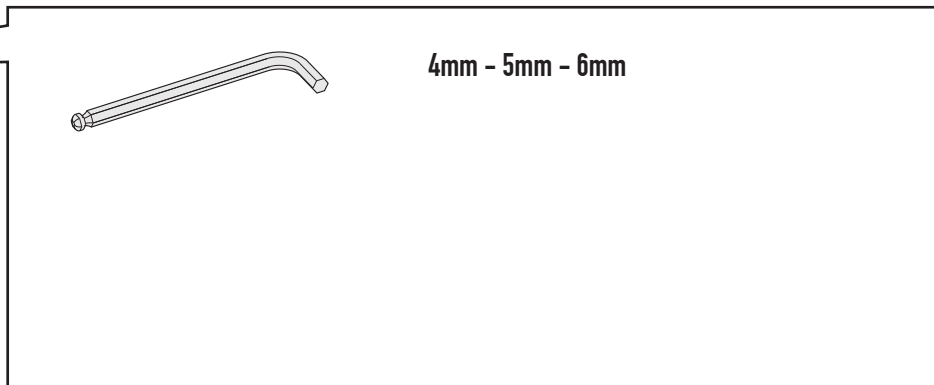
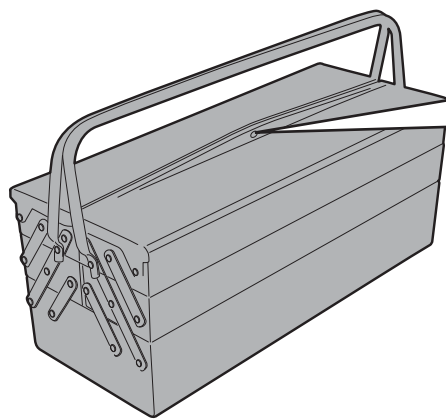
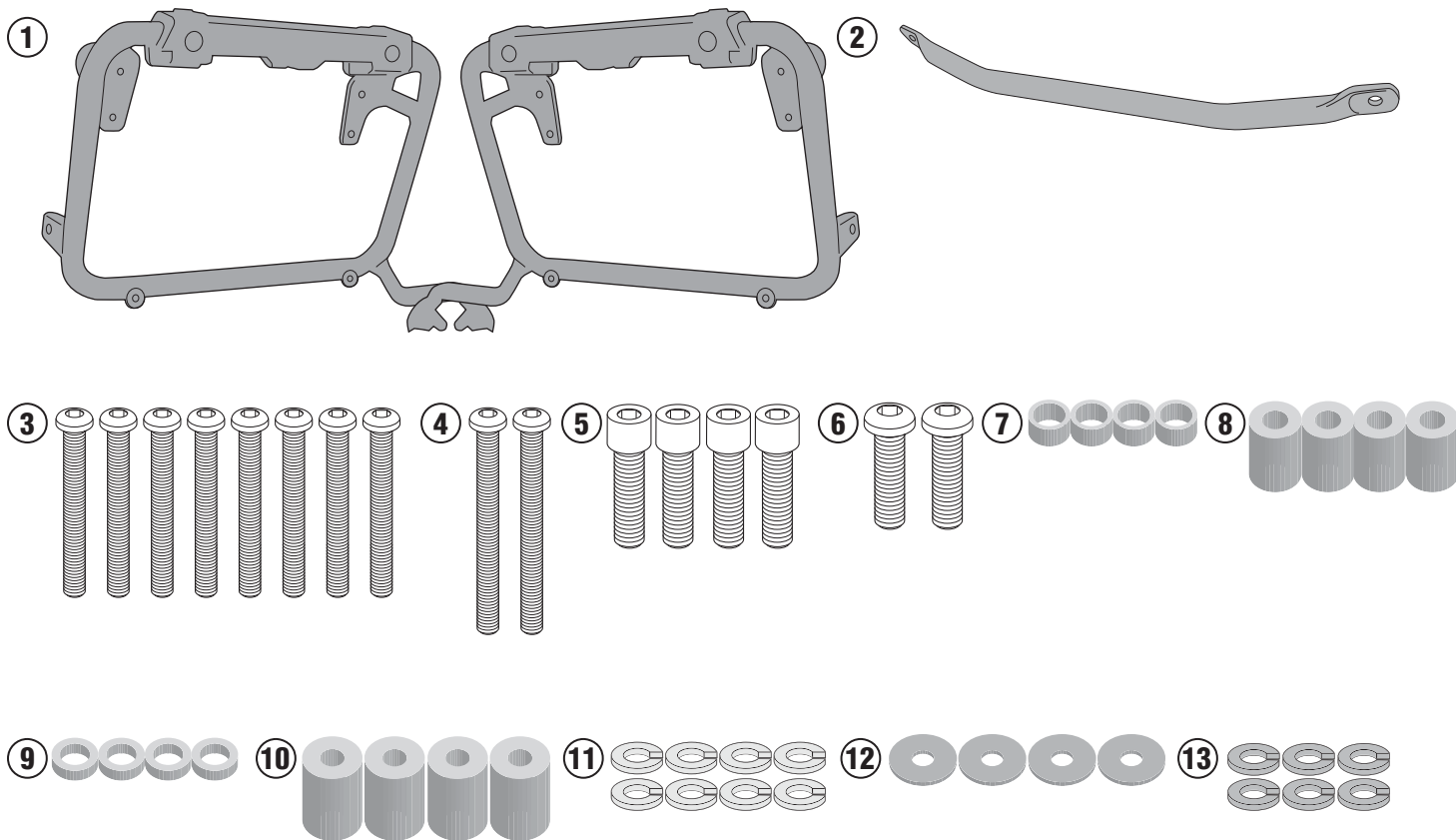
## SUZUKI DL650 V-STROM (2017)

N°	Descrizione	Caratteristiche	Codice	Quantità
1	Supporto - Support - Support Halterung - Soporte - Apoio	-	PLX3112DXS PLX3112SXS	2 (Dx,Sx)
2	Ponte Posteriore - Rear Bridge - Pont Posterieure Verbindungsrohr - Puente Trasero - Ponte Traseira	-	GNB1929V	1
3	Vite - Screw Vis - Schraube Tornillo - Parafuso	TBEI M6x45	645TBEI	8
4	Vite - Screw Vis - Schraube Tornillo - Parafuso	TBEI M6x55	655TBEI	2
5	Vite - Screw Vis - Schraube Tornillo - Parafuso	TCEI M8x20	820TCEI	4
6	Vite - Screw Vis - Schraube Tornillo - Parafuso	TBEI M8x18	818TBEI	2
7	Distanziale - Spacer Entretoise - Distanzstueck Distanciador - Espaçador	Ø8x4,5 Foro 6,2mm	C8L4,5F6,2T	4
8	Distanziale - Spacer Entretoise - Distanzstueck Distanciador - Espaçador	Ø14x20 Foro 7mm	C14L20F7T	4
9	Distanziale - Spacer Entretoise - Distanzstueck Distanciador - Espaçador	Ø10x3 Foro 6,5mm	C10L3F6,5T	4
10	Distanziale - Spacer Entretoise - Distanzstueck Distanciador - Espaçador	Ø16x23 Foro 6,5mm	C16L23F6,5T	4
11	Rondella - Washer Rondelle - Scheibe Arandela - Arruela	-	Z1063	8
12	Rondella - Washer Rondelle - Scheibe Arandela - Arruela	-	618RON	4
13	Rondella - Washer Rondelle - Scheibe Arandela - Arruela	-	Z1060	6
14	Particolari Inclusi Nell'SR3112 Components Included In The SR3112 Pièces Incluses Dans El SR3112 Bestandteile im SR3112 enthalten Despieces Incluidos En El SR3112 Explodiu incluido da SR3112	-		

# PL3112CAM

PORTAVALIGIE LATERALE SPECIFICO - SPECIFIC TUBULAR SIDE-CASE HOLDER - PORTE-VALISES LATÉRAUX SPÉCIFIQUE  
SPEZIFISCHES STAHLROHR-SEITENTRAEGER - PORTA MALETAS LATERALES ESPECÍFICO - TRONCO LADO ESPECÍFICO

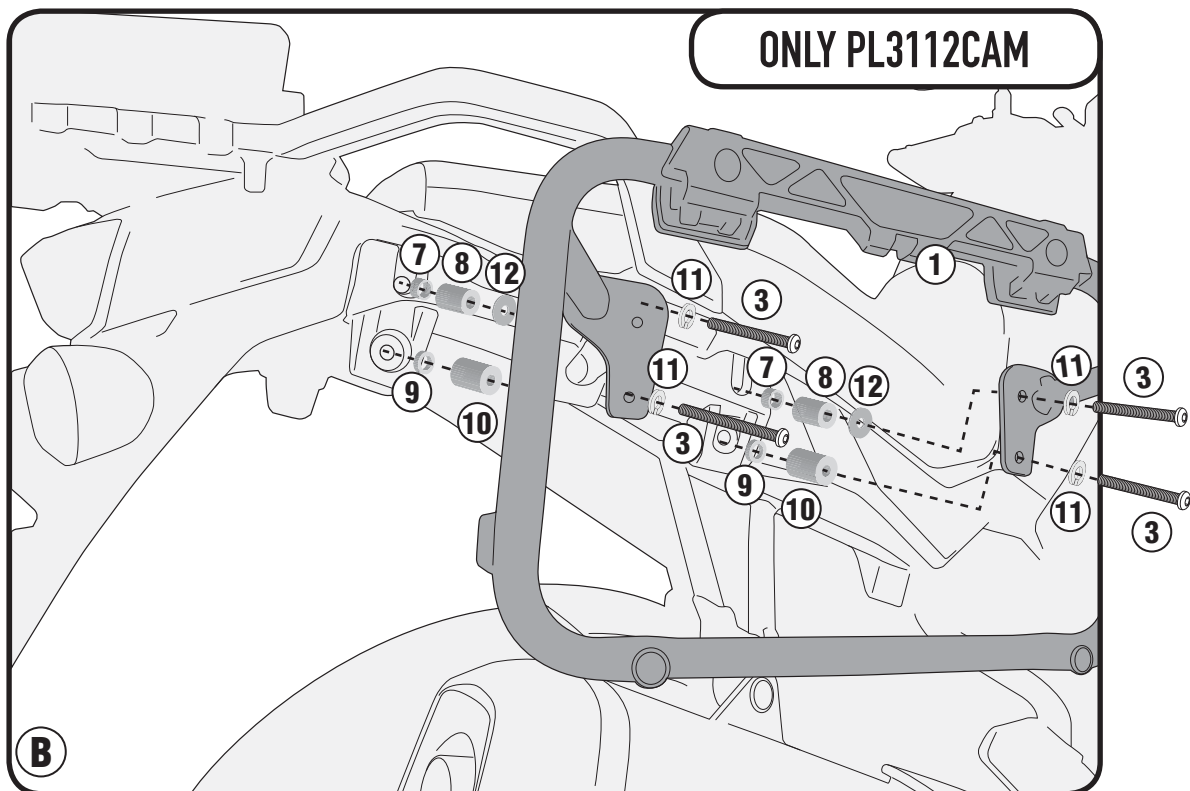
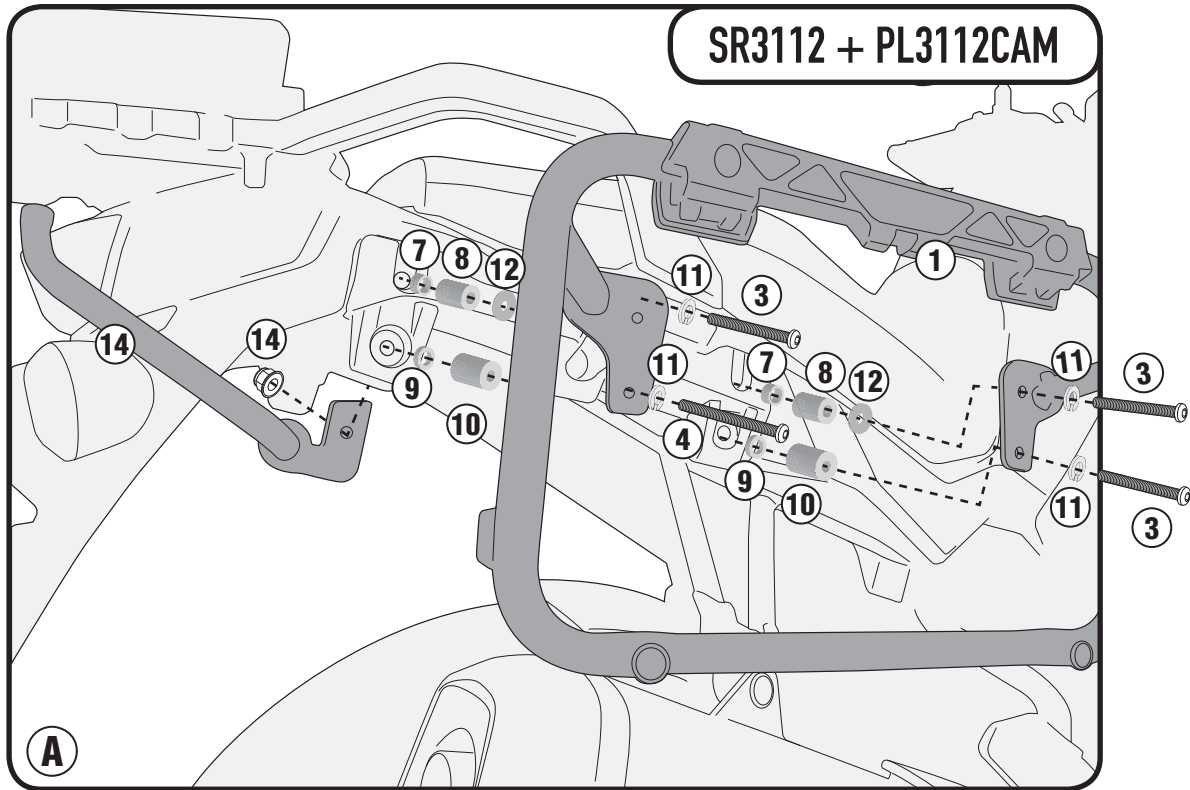
## SUZUKI DL650 V-STROM (2017)



# PL3112CAM

PORTAVALIGIE LATERALE SPECIFICO - SPECIFIC TUBULAR SIDE-CASE HOLDER - PORTE-VALISES LATÉRAUX SPÉCIFIQUE  
SPEZIFISCHES STAHLROHR-SEITENTRAEGER - PORTA MALETAS LATERALES ESPECÍFICO - TRONCO LADO ESPECÍFICO

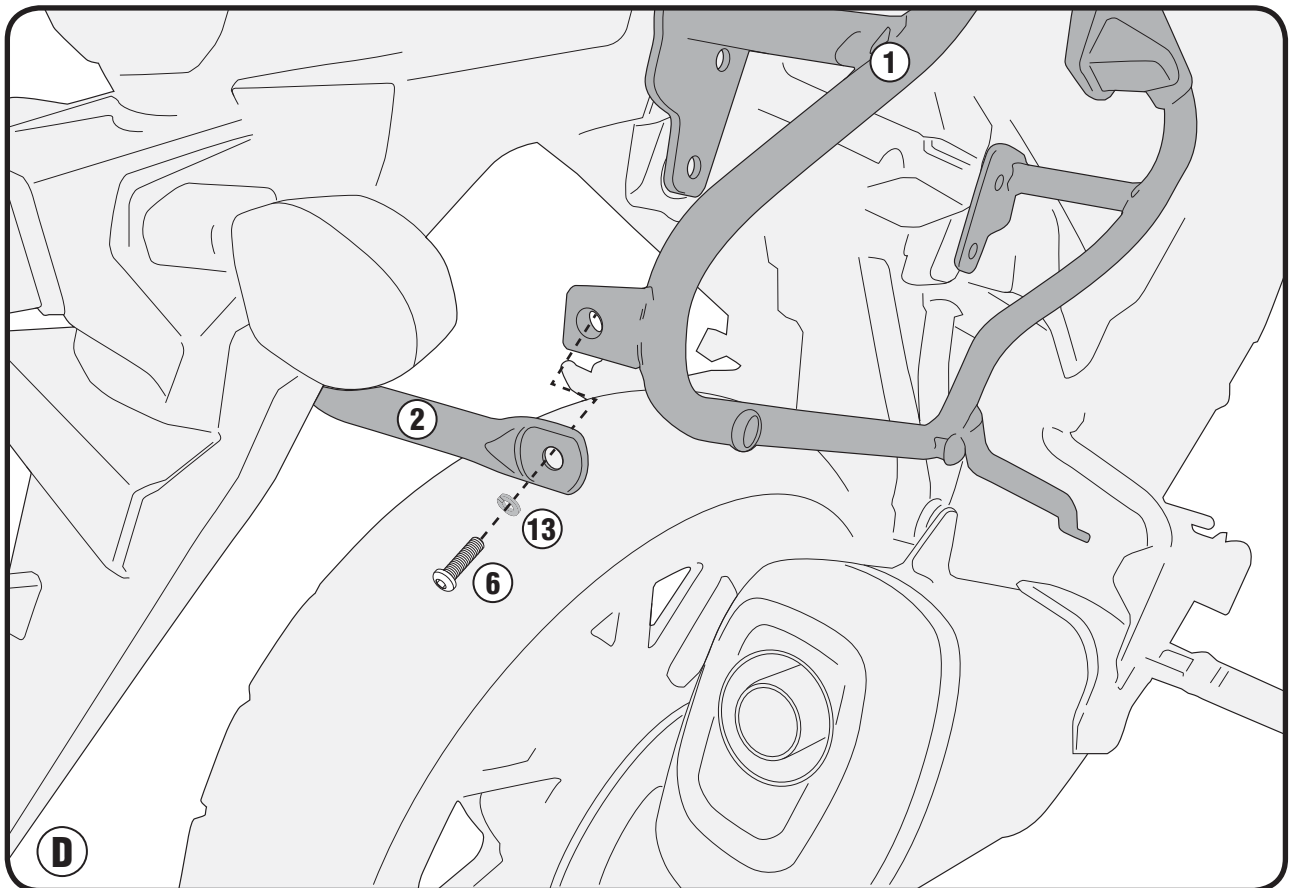
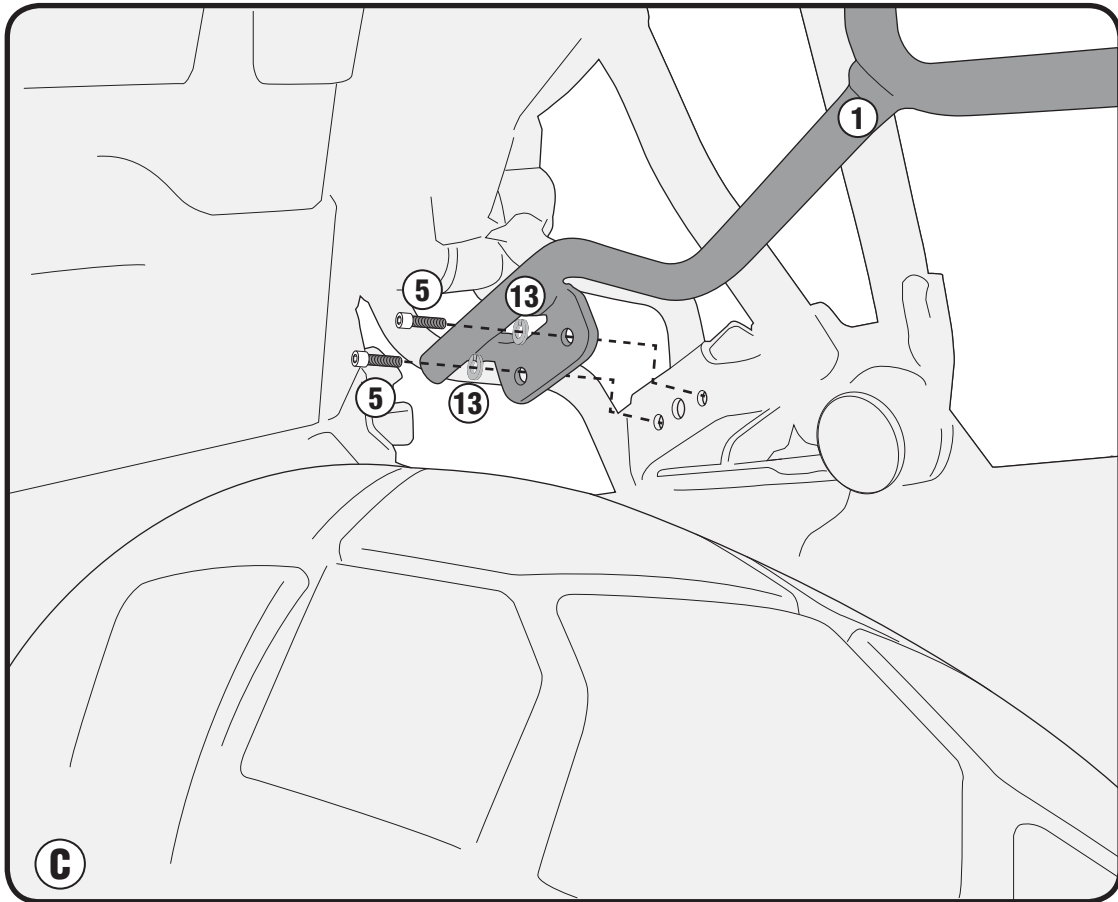
## SUZUKI DL650 V-STROM (2017)



# PL3112CAM

PORTAVALIGIE LATERALE SPECIFICO - SPECIFIC TUBULAR SIDE-CASE HOLDER - PORTE-VALISES LATÉRAUX SPÉCIFIQUE  
SPEZIFISCHES STAHLROHR-SEITENTRAEGER - PORTA MALETAS LATERALES ESPECÍFICO - TRONCO LADO ESPECÍFICO

## SUZUKI DL650 V-STROM (2017)



ISTRUZIONI DI MONTAGGIO - MOUNTING INSTRUCTIONS  
INSTRUCTIONS DE MONTAGE - BAUANLEITUNG  
INSTRUCCIONES DE MONTAJE - INSTRUÇÕES DE MONTAGEM